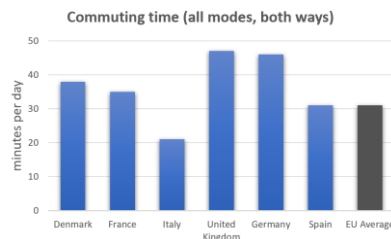
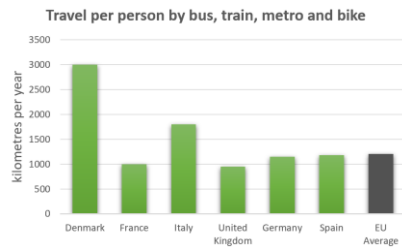
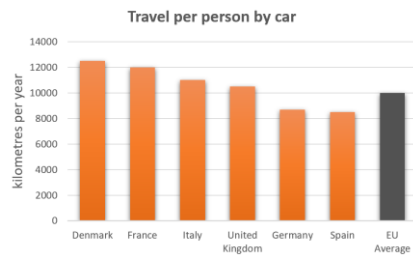


IELTS task 1

The bar charts below give information on road-transport in several European countries.



Model answer

The bar charts give information about travel and commuting times for six European countries and the average figure for the European Union.

Overall, it can be seen that car use was the highest in Denmark at about 12,500 kilometers per person a year, whereas the lowest in Spain and Germany.

To begin with, the Danish use alternate transportation much more than people in other countries, commuting more than 3,000 kilometers a year by bus, tram, subway, or bike, which is more than double the EU average. On the other hand, the British and French travel less than a third of the distance by public transportation.

When it comes to driving hours, British drivers spend the most time commuting to work, at about 47 minutes a day. Commuting times are considerably shorter in Denmark and Italy, where many more residents use public transportation.

**#ieltsinstituteindehradun #ieltscoachingindehradun
#ieltsindehradun #ieltsdehradun
#bestieltspreparationindehradun
#bestieltsinstituteindehradun**

46 D PATHRIBAGH, NEAR SGRR PG COLLEGE DEHRADUN

Email- theieltsbridge@gmail.com

Web- www.theieltsbridge.com

THE IELTS BRIDGE #07302390901

**#bestieltspreparationindehradun #idpdehradun
#britishcouncildehradun #ieltsexamindehradun**

www.theieltsbridge.com

46 D PATHRIBAGH, NEAR SGRR PG COLLEGE DEHRADUN

Email-theieltsbridge@gmail.com

Web- www.theieltsbridge.com